

Infästning TL-406/TL-A4

PRODUKTBLAD



TL-406



TL-A4

Infästningens jordankare är konstruerade för att ge drivningseffektivitet och maximera lastkapaciteten över ett brett användningsområde. TL-406 bärplatta är gjord av korrosionssäker plastisolbelagd stålzink med öppen yta som möjliggör vegetation. TL-A4 förankringsankare är förmonterade med specifika förankringshuvud, vajer och topplattor, vilka möjliggör återspänning.

Performance

Typical Anchor Load Range ⁽¹⁾	SEE GRAPH ON THE REVERSE PAGE
Maximum Working Load ⁽¹⁾	720 kg
Ultimate Assembly Strength	770 kg
Ultimate Wire Rope Strength	1500 kg

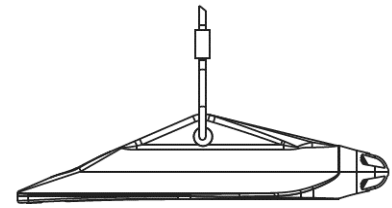
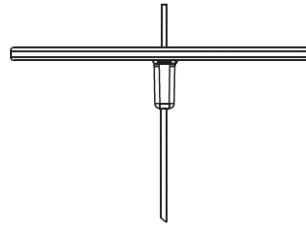
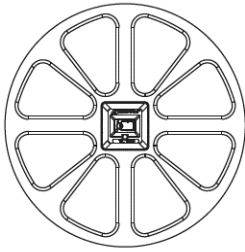
Component	Type	Material	Specifications
Top Bearing Plate	TL-606	Mild Steel Zinc Plastisol Coated ⁽²⁾	Head Size: 150 mm Diameter
Top Termination	TL-400	Zinc-Aluminium Alloy - ZA 2 & Ceramic ⁽³⁾	(H) 35 mm x (W) 35 mm 3 mm Head Thickness
Anchor Head	TL-A4	Zinc-Aluminum Alloy - ZA 2 ⁽⁴⁾	Surface Area: 7,740 mm ² 1,770 N / mm ² tensile strength to DIN 3053
Wire Rope Tendon	4MM-Z	Zinc-Aluminium Zn-AL Coated Carbon Steel ^{(5) (6)}	Diameter: 4 mm 1x19 Strand
Lower Termination	Ferrule	Aluminium ⁽⁶⁾	Length: 17.8 mm Wall thickness: 2.2 mm

(1) Values are soil dependent; See graph on the reverse page. (2) Corrosion resistant with UV inhibitors. (3) Corrosion resistant pressure die cast zinc alloy & ceramic roller. (4) Corrosion resistant pressure die cast zinc alloy. (5) Corrosion resistant zinc-aluminium coated cable. (6) Also available in Stainless Steel. (SS Wire: 6MM-S, 7x7 Strand)

DBB - LAGER AV GEOSYNTETER

Infästning TL-406/TL-A4

PRODUKTBLAD



TL-406 – Top

TL-406 – Side

TL-A4 – Side

SPT Count & Anchor Performance

General information:

The Standard penetration test (SPT) is widely used to determine the strength and deformation properties of the course soil. Approximate correlation of properties of drained granular soil are;

Very Loose	SPT 0-4
Loose	SPT 4-10
Medium Dense	SPT 10-30
Dense	SPT 30-50
Very Dense	> 50

These figures can then be used to obtain typical shear strength and bulk unit weight for each soil.

This information is then used to predict Anchor Performance in relation to the conditions described.

The following graphs are derived from idealized theoretical calculations and should be used as a guide only. The variability of soil types should always be considered, and on-site testing should always be carried out in to obtain more accurate results.

Soil Density	Anchor Performance (kg)			
	Install Depth 1 m		Install Depth 1.5 m	
Very Loose	133	197	213	323
Loose	197	315	323	534
Medium Dense	315	796	534	1525
Dense	796	1548	1525	3765
Very Dense	1548	1663	3765	5830
Wire Rope Break	3 mm – 815 kg			
	4 mm – 1200 kg			
	6 mm – 2270 kg			

